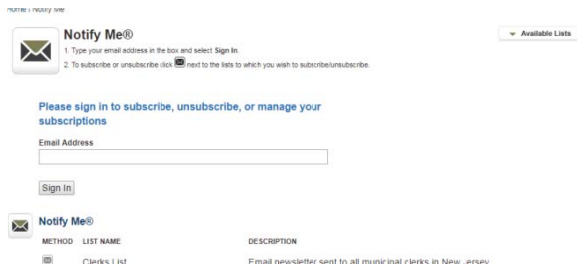



NotifyMe Subscription Instructions

1. Visit www.njlm.org/list.aspx.
2. If you are not already logged in to the League's website, type your email address in the box and select Sign In.



HOME > notify me


Notify Me® Available Lists

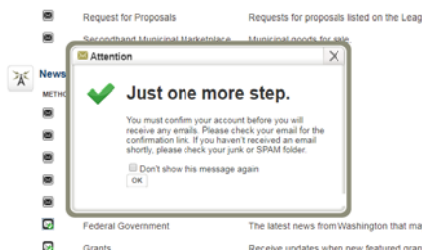
1. Type your email address in the box and select Sign In.
2. To subscribe or unsubscribe, click the  next to the lists to which you wish to subscribe/unsubscribe.

Please sign in to subscribe, unsubscribe, or manage your subscriptions

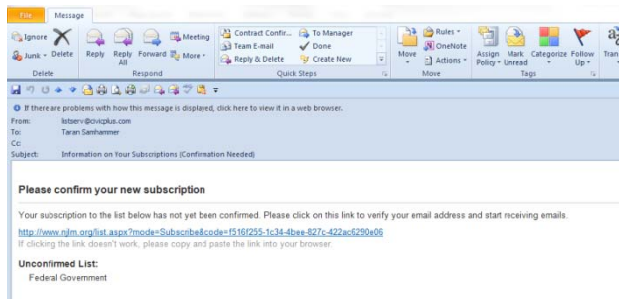
Email Address


METHOD	LIST NAME	DESCRIPTION
<input type="checkbox"/>	Clicks List	Email newsletter sent to all municipal clerks in New Jersey

3. To subscribe click the icon  next to the List, News Flash or Calendar that you wish to subscribe to.
4. A check-mark will appear over the icon next to the list name and a box will pop up indicating that a confirmation email must be sent to you. Click "OK" to receive the email.



5. You will receive an email from listserv@civicplus.com. Click on the link in this email to verify that your email address. Please note that the verification process is required each time a user subscribes to a new List, News Flash or Calendar.



6. To unsubscribe to a list, visit www.njlm.org/list.aspx and click on the icon . The checkmark will no longer appear over the icon and you are no longer subscribed.